

Sure Strip

Giving your tiles "The Edge"

Established in 1999

Edge Trim Manual

Page No

| | |
|---|---------|
| • Commitment to Quality | 2 |
| • Straight Edge | 3 |
| • Straight Edge Coloured Finishes | 4 |
| • Formable Edge | 5 |
| • Round Edge | 6 |
| • Square Edge | 7 |
| • 45 Ramp | 8 |
| • Tile In Step | 8 |
| • Retrofit Stair Nosing | 9 |
| • Retrofit Ramp | 10 |
| • Large Transition Ramp | 10 |
| • Tile In Internal Angle | 10 |
| • Listello | 11 |
| • Retrofit / Pencil Listello | 12 |
| • Mosaic Edge | 13 |
| • Carpet To Tile | 14 |
| • Vari Strip | 14 |
| • Cover Strip | 15 |
| • T-Piece | 15 |
| • Carpet Tile Nosing | 16 |
| • Carpet Square Edge | 16 |
| • Retro Corner Protector | 17 |
| • Tile In Corner Protector | 18 |
| • Dividing Strip | 19 |
| • Heavy Duty Movement Joint | 20 |
| • PVC Movement Joint | 21 |
| • PVC Round Edge | 22 |
| • PVC Internal Seal Strip | 23 |
| • PVC Flexible Seal | 23 |
| • Wooden Floor Profiles | 24 & 25 |
| • LVT / SPC Floor Profiles | 26 & 27 |
| • Naplock, Thriftline & Tread Cover | 28 |
| • Tile Spacers & Self-Levelling Tile Spacers | 29 |
| • Laminate Floor Underlay, Wedge & SpillGuard | 30 |
| • Laminate Floor Protector and Cleaner | 31 |
| • Material Specifications | 32 |
| • Recommendation for Placing Movement Joints | 33 |
| • Installation Procedures | 34 |
| • Harmful Chemicals | 35 |
| • Cleaning Procedures | 36 |

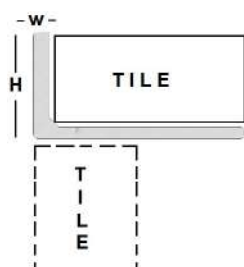
Sure Strip is a manufacturer and supplier of edge trims and expansion joints. The products come in a variety of different materials including Aluminium, Brass, Stainless Steel and PVC. All products have specialist uses for wall and floor tiles as well as carpet, wooden and laminate floor edging. Apart from the quality products with the best price, our ability to respond to requests and to deliver speedily makes all the difference for our customers. Sure Strip has been committed to being the supplier of choice since 1999.

- ✓ All raw materials are purchased from ISO 9002 approved suppliers.
- ✓ All products are manufactured to meet or exceed the accepted industry specifications for ceramic tile protection and movement joint products.
- ✓ SABS and Independent Laboratory tests have been conducted in order to ensure that we either meet or exceed the accepted industry standards.
- ✓ To ensure the quality of the products, random tests from every production run are carried out.
- ✓ The manufacturing quality of the entire range of products carries a guarantee. This is subject to the correct selection of product for the application, the correct usage of adhesives and an acceptable standard of installation and workmanship.

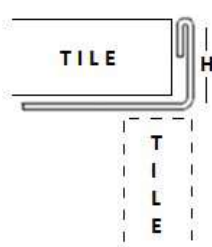
Straight Edge



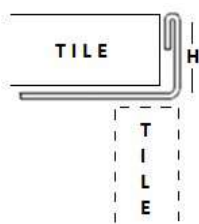
The Straight Edge profiles are designed to provide a clean and straight finish to all tiling applications. It also provides a protective edge to floor and wall surfaces. This product is available in Aluminium, Brass and Stainless Steel as per the table below. Anodised and powder coated finishes are not advised for high traffic floor areas.



Aluminium



Stainless Steel



Brass

| Code | Height mm | Width mm | Length m |
|------------------|-----------|----------|----------|
| Aluminium | | | |
| SEA4 | 4 | 3 | 2.5 |
| SEA5 | 5 | 3 | 2.5 |
| SEA8 | 8 | 3 | 2.5 |
| SEA10 | 10 | 3 | 2.5 |
| SEA12 | 12 | 3 | 2.5 |
| SEA15 | 15 | 3 | 2.5 |
| SEA17 | 17 | 3 | 2.5 |
| SEA225 | 22.5 | 3 | 2.5 |

Coloured Finishes

The standard range of anodised colours are:
 Polished Silver (A), Matt Silver (SC), Polished Brass (BR), Matt Brass (MBR) and Bronze (B)

Other anodised and powder coated colours are available on request

Stainless Steel

| | | | |
|--------|------|---|-----|
| SES8 | 8 | 2 | 2.5 |
| SES10 | 10 | 2 | 2.5 |
| SES12 | 12 | 2 | 2.5 |
| SES15 | 15 | 2 | 2.5 |
| SES17 | 17 | 2 | 2.5 |
| SES225 | 22.5 | 2 | 2.5 |

The following grades are available:
 Grade 430: Indoor, outdoor, dry areas - polished finish only
 Grade 304: Indoor, outdoor, humid / damp areas - not near the sea
 Grade 316: Marine grade
 Brushed finish available for all the above grades

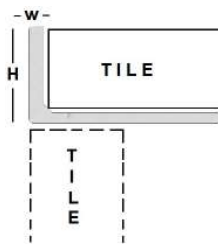
Brass

| | | | |
|--------|------|---|---|
| SEB8 | 8 | 2 | 2 |
| SEB10 | 10 | 2 | 2 |
| SEB12 | 12 | 2 | 2 |
| SEB15 | 15 | 2 | 2 |
| SEB17 | 17 | 2 | 2 |
| SEB225 | 22.5 | 2 | 2 |

Straight Edge – Coloured Finishes



The Straight Edge profiles are designed to provide a clean and straight finish to all tiling applications. It also provides a protective edge to floor and wall surfaces. Anodised and powder coated finishes are not advised for high traffic floor areas. The table below lists the anodised and powder coated colours available.

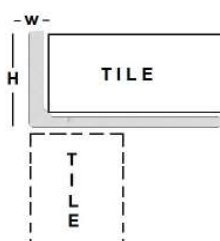


Aluminium

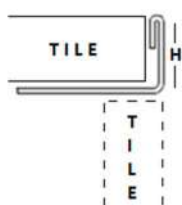
| Aluminium | | | | |
|---|----|---|-----|--------------------|
| Coloured Anodised Finishes | | | | |
| SEA05A | 5 | 3 | 2 | Polished Silver |
| SEA08A | 8 | 3 | 2.5 | Polished Silver |
| SEA10MS | 10 | 3 | 2.5 | Matt Silver |
| SEA10A | 10 | 3 | 2.5 | Polished Silver |
| SEA12A | 12 | 3 | 2.5 | Polished Silver |
| SEA10MBR | 10 | 3 | 2.5 | Matt Brass |
| SEA10BR | 10 | 3 | 2.5 | Polished Brass |
| SEA10B | 10 | 3 | 2 | Bronze |
| SEA12B | 12 | 3 | 2 | Bronze |
| SEA10MT | 10 | 3 | 2 | Matt Titanium |
| SEA12MT | 12 | 3 | 2 | Matt Titanium |
| SEA10SHT | 10 | 3 | 2 | Shiny Titanium |
| SEA12SHT | 12 | 3 | 2 | Shiny Titanium |
| SEA10MG | 10 | 3 | 2 | Matt Gold |
| SEA12MG | 12 | 3 | 2 | Matt Gold |
| SEA10SHS | 10 | 3 | 2 | Shiny Sand |
| SEA12SHS | 12 | 3 | 2 | Shiny Sand |
| SEA10MSA | 10 | 3 | 2 | Matt Sand |
| SEA12MSA | 12 | 3 | 2 | Matt Sand |
| SEA10SLB | 10 | 3 | 2 | Light Bronze Shiny |
| SEA12SLB | 12 | 3 | 2 | Light Bronze Shiny |
| SEA10MLB | 10 | 3 | 2 | Light Bronze Matt |
| SEA12MLB | 12 | 3 | 2 | Light Bronze Matt |
| SEA10MR | 10 | 3 | 2 | Matt Rose |
| SEA12MR | 12 | 3 | 2 | Matt Rose |
| SEA10SR | 10 | 3 | 2 | Shiny Rose |
| SEA12SR | 12 | 3 | 2 | Shiny Rose |
| Coloured Powder Coated Finishes | | | | |
| SEA10BL | 10 | 3 | 2 | Black |
| SEA12BL | 12 | 3 | 2 | Black |
| Other anodised and powder coated colours are available on request | | | | |

Formable Edge

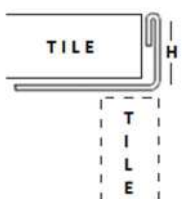
The Formable Edge profiles are designed to accommodate curved flooring areas. This is a necessity as it preserves the outlines of the shaped flooring designs. It offers a decorative and functional tile edge protection. This product is available in Aluminium, Brass and Stainless Steel as per the table below. Anodised and powder coated finishes are not advised for high traffic floor areas.



Aluminium



Stainless Steel

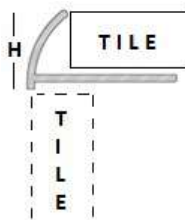



Brass

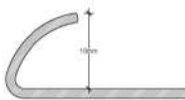
| Code | Height mm | Width mm | Length m |
|---|-----------|----------|----------|
| Aluminium | | | |
| FEA4 | 4 | 3 | 2.5 |
| FEA5 | 5 | 3 | 2.5 |
| FEA8 | 8 | 3 | 2.5 |
| FEA10 | 10 | 3 | 2.5 |
| FEA12 | 12 | 3 | 2.5 |
| FEA15 | 15 | 3 | 2.5 |
| FEA17 | 17 | 3 | 2.5 |
| FEA225 | 22.5 | 3 | 2.5 |
| Coloured Finishes | | | |
| The standard range of anodised colours are: Polished Silver (A), Matt Silver (SC), Polished Brass (BR), Matt Brass (MBR) and Bronze (B) Other anodised and powder coated colours are available on request | | | |
| Stainless Steel | | | |
| FES8 | 8 | 2 | 2.5 |
| FES10 | 10 | 2 | 2.5 |
| FES12 | 12 | 2 | 2.5 |
| FES15 | 15 | 2 | 2.5 |
| FES17 | 17 | 2 | 2.5 |
| FES225 | 22.5 | 2 | 2.5 |
| Grade 430: Indoor, outdoor, dry areas - polished finish only Grade 304: Indoor, outdoor, humid / damp areas - not near the sea Grade 316: Marine grade | | | |
| Brushed finish available for all the above grades | | | |
| Brass | | | |
| FEB8 | 8 | 2 | 2 |
| FEB10 | 10 | 2 | 2 |
| FEB12 | 12 | 2 | 2 |
| FEB15 | 15 | 2 | 2 |
| FEB17 | 17 | 2 | 2 |
| FEB225 | 22.5 | 2 | 2 |

Round Edge

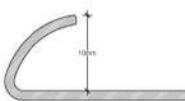
The Round Edge profiles are an alternative to the Straight Edge profiles. The main difference is the semi-round face. It is designed to protect the edges of tiles on floors and walls efficiently providing function, performance and aesthetics. This product is available in Aluminium, Brass and Stainless Steel as per the table below. Anodised and powder coated finishes are not advised for high traffic floor areas.



Aluminium



Stainless Steel



Brass

| Code | Height mm | Width mm | Length m |
|------------------|-----------|----------|----------|
| Aluminium | | | |
| REA8 | 8 | – | 2.5 |
| REA10 | 10 | – | 2.5 |
| REA12 | 12 | – | 2.5 |

| Coloured Finishes | | | |
|--|--|--|--|
| The standard range of anodised colours are: Polished Silver (A), Matt Silver (SC), Polished Brass (BR) Matt Brass (MBR) and Bronze (B) Other anodised and powder coated colours are available on request | | | |

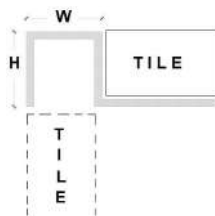
| Stainless Steel | | | |
|------------------------|----|---|-----|
| RES10 | 10 | – | 2.5 |
| RES12 | 12 | – | 2.5 |

The following grades are available:
Grade 430: Indoor, outdoor, dry areas - polished finish only
Grade 304: Indoor, outdoor, humid / damp areas - not near the sea
Grade 316: Marine grade
Brushed finish available for all the above grades
Other sizes available on request

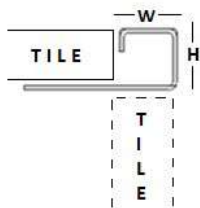
| Brass | | | |
|----------------------------------|----|---|---|
| REB10 | 10 | – | 2 |
| REB12 | 12 | – | 2 |
| Other sizes available on request | | | |

Square Edge

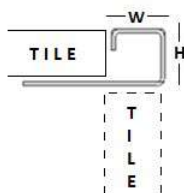
The Square Edge profiles are used to protect the vulnerable edges in all tiling environments. This is a versatile product that can be used vertically and horizontally as a feature strip in both wall and floor applications. The Square Edge profiles are available in Aluminium, Brass and Stainless Steel as per the table below. Anodised and powder coated finishes are not advised for high traffic floor areas.



Aluminium



Stainless Steel



Brass

| Code | Height mm | Width mm | Length m |
|------------------|-----------|----------|----------|
| Aluminium | | | |
| QEA8 | 8 | 8 | 2.5 |
| QEA10 | 10 | 10 | 2.5 |
| QEA101 | 10 | 10 | 1 |
| QEA12 | 12 | 10 | 2.5 |

| Coloured Finishes | | | |
|--|--|--|--|
| The standard range of anodised colours are: Polished Silver (A), Matt Silver (SC), Polished Brass (BR), Matt Brass (MBR) and Bronze (B) | | | |
| Other anodised and powder coated colours are available on request | | | |

| Stainless Steel | | | |
|------------------------|------|----|-----|
| QES8 | 8 | 8 | 2.5 |
| QES10 | 10 | 10 | 2.5 |
| QES12 | 12 | 10 | 2.5 |
| QES15 | 15 | 10 | 2.5 |
| QES225 | 22.5 | 10 | 2.5 |

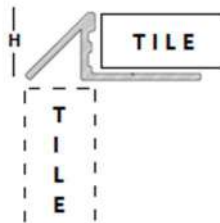
The following grades are available:
 Grade 430: Indoor, outdoor, dry areas - polished finish only
 Grade 304: Indoor, outdoor, humid / damp areas - not near the sea
 Grade 316: Marine grade
 Brushed finish available for all the above grades

Other sizes available on request

| Brass | | | |
|----------------------------------|------|----|---|
| QEB8 | 8 | 8 | 2 |
| QEB10 | 10 | 10 | 2 |
| QEB12 | 12 | 10 | 2 |
| QEB15 | 15 | 10 | 2 |
| QEB225 | 22.5 | 10 | 2 |
| Other sizes available on request | | | |

45 Ramp

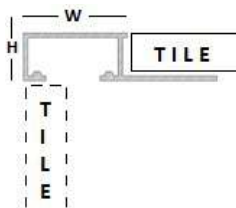
The 45 Ramp profiles are used specifically to transition between different floor covering heights as well as protecting the brittle exposed ceramic tile edges. This product is available in Aluminium as per the table below. Anodised and powder coated finishes are not advised for these profiles.



| Code | Height mm | Width mm | Length m |
|------------------|-----------|----------|----------|
| Aluminium | | | |
| RA4510 | 10 | – | 2.5 |
| RA4512 | 12 | – | 2.5 |

Tile In Step

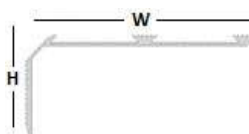
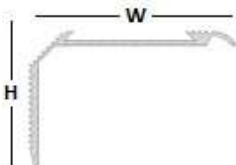
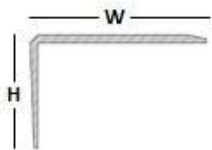
The Tile In Step profiles are designed to be installed during the tiling process to protect and to extend the life of the ceramic tiles used while completing the finished look of the stairs. This Aluminium profile is produced in two sizes and in anodised colours, although anodising is not advised for these profiles.



| Code | Height mm | Width mm | Length m |
|------------------|-----------|----------|----------|
| Aluminium | | | |
| TSA10 | 10 | 25 | 2.5 |
| TSA12 | 12 | 25 | 2.5 |

Retrofit Stair Nosing

The Retrofit Stair Nosing profiles are used on existing tiled stairs to provide protection to vulnerable exposed ceramic edges. It is also the solution to cover existing damage as well as being slip resistant providing function, performance and aesthetics. This Aluminium product is also available with PVC inserts in various lengths and PVC colours. Anodised and powder coated finishes are not advised for high traffic floor areas.



| Code | Height mm | Width mm | Length m |
|------------------|-----------|----------|----------|
| Aluminium | | | |
| RET3 | 28 | 44 | 3 |
| RET25 | 28 | 44 | 2.5 |
| RET1 | 28 | 44 | 1 |

| Coloured Finishes | | | |
|---|--|--|--|
| The standard range of anodised colours are: Polished Silver (A), Matt Silver (SC), Polished Brass (BR), Matt Brass (MBR) and Bronze (B) Other anodised and powder coated colours are available on request | | | |

| With Single PVC Insert | | | |
|-------------------------------|----|----|-----|
| RETS3 | 28 | 44 | 3 |
| RETS25 | 28 | 44 | 2.5 |


| With Double PVC Insert | | | |
|-------------------------------|----|----|-----|
| RETD3 | 28 | 75 | 3 |
| RETD25 | 28 | 75 | 2.5 |

| PVC Inserts | | | | |
|--------------------|-----------|----------|----------|--------|
| Code | Height mm | Width mm | Length m | Colour |
| INSWH | 5 | 28 | 2.5 | White |
| INSGR | 5 | 28 | 2.5 | Grey |
| INSBL | 5 | 28 | 2.5 | Black |

| PVC Insert Colours | | | |
|---|--|--|--|
| The standard colours for this profile are: White (W), Black (B), Grey (G) and Brown (B) Other colours are available on request subject to quantity required | | | |

Retrofit Ramp

The Retrofit Ramp profiles are used specifically to transition between different floor covering heights as well as protecting the brittle exposed ceramic tile edges. This profile is designed to be used post flooring application. This product is available in Aluminium.



| Code | Height mm | Width mm | Length m |
|------------------|-----------|----------|----------|
| Aluminium | | | |
| RARET | 12 | 50 | 2.5 |

Large Transition Ramp

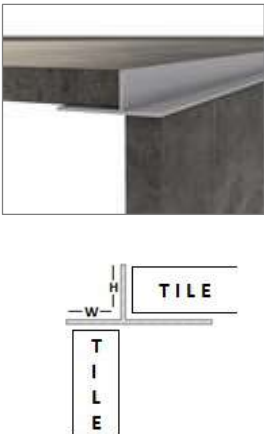
The Large Transition Ramp profiles are used specifically to transition between different floor covering heights for larger areas.



| Code | Height mm | Width mm | Length m |
|------------------|-----------|----------|----------|
| Aluminium | | | |
| TRA3L | – | 76 | 3 |

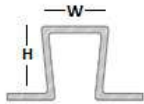
Tile In Internal Angle

The Tile In Internal Angle profiles can be used to create the opposite effect of a square edge when protecting corners on wall or columns. The Tile In Internal Angle profiles are available in Aluminium as per the table below.

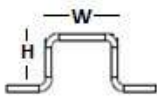


| Code | Height mm | Width mm | Length m |
|--|-----------|----------|----------|
| Aluminium | | | |
| TIICA12 | 12 | 12 | 2.5 |
| Coloured Finishes | | | |
| The standard range of anodised colours are: Polished Silver (A), Matt Silver (SC), Polished Brass (BR), Matt Brass (MBR) and Bronze (B) Other anodised and powder coated colours are available on request | | | |

The Listello products are designed to create an everlasting elegant decorative look for tiled wall coverings. The Aluminium, Stainless Steel and Retrofit Listello profiles are available in various heights and coloured finishes.



Aluminium



Stainless Steel

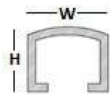
| Code | Height mm | Width mm | Length m |
|------------------|-----------|----------|----------|
| Aluminium | | | |
| LIS10 | 10 | 10 | 2.5 |
| LIS12 | 12 | 10 | 2.5 |
| LIS30 | 10 | 30 | 2.5 |

| Coloured Finishes | | | |
|---|--|--|--|
| The standard range of anodised colours are: Polished Silver (A), Matt Silver (SC), Polished Brass (BR), Matt Brass (MBR) and Bronze (B) Other anodised and powder coated colours are available on request | | | |

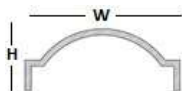
| Stainless Steel | | | |
|--|----|----|-----|
| LISS10 | 10 | 20 | 2.5 |
| LISS12 | 12 | 20 | 2.5 |
| Other sizes and options available on request The following grades are available: Grade 430: Indoor, outdoor, dry areas - polished finish only Grade 304: Indoor, outdoor, humid / damp areas - not near the sea Grade 316: Marine grade Brushed finish available for all the above grades | | | |

Retrofit / Pencil Listello

The Retrofit / Pencil Listello products are designed to create an everlasting elegant decorative look for tiled wall coverings. The Aluminium Retrofit / Pencil Listello profiles are available as per the table below.



| Code | Height mm | Width mm | Length m | Colour |
|------------------|-----------|----------|----------|-----------------|
| Aluminium | | | | |
| LESN10A | 8 | 10 | 2.5 | Polished Silver |
| LESN10BR | 8 | 10 | 2.5 | Polished Brass |
| LESN10BRU | 8 | 10 | 2.5 | Brushed |
| LESN12A | 10 | 12 | 2.5 | Polished Silver |



| Code | Height mm | Width mm | Length m | Colour |
|------------------|-----------|----------|----------|-----------------|
| Aluminium | | | | |
| LESN25A | 5 | 25 | 2.5 | Polished Silver |

Mosaic Edge

The Mosaic Edge profiles are used to protect the vulnerable edges in all tiling environments. This is a versatile product that can be used vertically and horizontally as a feature strip in both wall and floor applications. The Mosaic Edge profiles are available in Anodised Polished Silver Aluminium as per the table below. Anodised and powder coated finishes are not advised for high traffic floor areas.

| Code | Height mm | Width mm | Length m |
|------------------|-----------|----------|----------|
| Aluminium | | | |
| QEL05A | 5 | 5 | 2.5 |
| QEL08A | 8 | 8 | 2.5 |
| QEL10A | 10 | 10 | 2.5 |



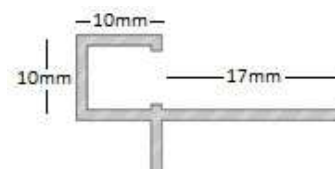
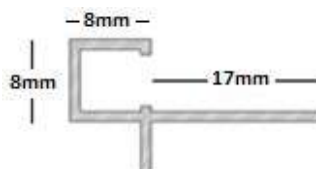
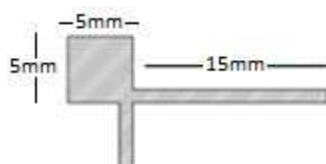
Mosaic Edge 5mm



Mosaic Edge 8mm




Mosaic Edge 10mm



Carpet To Tile

The Carpet to Tile profiles are used as a transitioning means between carpet and other flooring installations to preserve the edges and outlines. The gripper teeth have been created to hold the carpet in the desired position. This Aluminium product is 20mm wide and available in different lengths as per the table below. Anodised and powder coated finishes are not advised for high traffic floor areas.



| Code | Height mm | Width mm | Length m |
|------------------|-----------|----------|----------|
| Aluminium | | | |
| CTT25 | – | 20 | 2.5 |
| CTT1 | – | 20 | 1 |

| | | | |
|--|--|--|--|
| Coloured Finishes | | | |
| The standard anodised colour for this profile is Bronze (B) Other anodised and powder coated colours are available on request | | | |

Vari Strip

The Vari Strip profiles are a rounded alternative to the Carpet to Tile profiles. The rounded face allows for smoother traffic transitions between carpet and other flooring installations. The gripper teeth have been created to hold the carpet in the desired position. This Aluminium product is 28mm wide and available in different lengths and anodised finishes as per the table below. Anodised and powder coated finishes are not advised for high traffic floor areas.




| Code | Height mm | Width mm | Length m |
|------------------|-----------|----------|----------|
| Aluminium | | | |
| VAR25 | – | 28 | 2.5 |
| VAR1 | – | 28 | 1 |

| | | | |
|--|--|--|--|
| Coloured Finishes | | | |
| The standard anodised colour for this profile is Bronze (B) Other anodised and powder coated colours are available on request | | | |

Cover Strip

The Cover Strip profiles are designed to cover gaps or edges in flooring installations. This Aluminium profile is 40mm wide and available in different lengths as per the table below. Anodised and powder coated finishes are not advised for high traffic floor areas but are available in the standard colours.



| Code | Height mm | Width mm | Length m |
|---|-----------|----------|----------|
| Aluminium | | | |
| CSA3 | – | 40 | 3 |
| CSA25 | – | 40 | 2.5 |
| CSA1 | – | 40 | 1 |
| Coloured Finishes | | | |
| The standard range of anodised colours are: Polished Silver (A), Matt Silver (SC), Polished Brass (BR), Matt Brass (MBR) and Bronze (B) Other anodised and powder coated colours are available on request | | | |

T-Piece

The T-Piece profiles are used as dividing strips between different flooring surfaces. It also acts as a protective solution. This Aluminium profile is 22mm wide as per the table below. Anodised and powder coated finishes are not advised for high traffic floor areas.



| Code | Height mm | Width mm | Length m |
|---|-----------|----------|----------|
| Aluminium | | | |
| TEE | – | 22 | 2.5 |
| Coloured Finishes | | | |
| The standard range of anodised colours are: Polished Silver (A), Matt Silver (SC), Polished Brass (BR), Matt Brass (MBR) and Bronze (B) Other anodised and powder coated colours are available on request | | | |

Carpet Tile Nosing

The Carpet Tile Nosing profiles are designed to join carpets to other flooring applications. These profiles are used specifically when dealing with a transition of carpet to certain types of stair cases. Anodised and powder coated finishes are not advised for high traffic floor areas but are available in the standard colours.



| Code | Height mm | Width mm | Length m |
|---|-----------|----------|----------|
| Aluminium | | | |
| CTN25 | 30 | 66 | 2.5 |
| Coloured Finishes | | | |
| The standard range of anodised colours are: Polished Silver (A), Matt Silver (SC), Polished Brass (BR), Matt Brass (MBR) and Bronze (B) Other anodised and powder coated colours are available on request | | | |

Carpet Square Edge (Fast Edge)

The Carpet Square Edge profiles are used to protect the vulnerable edges in carpet applications. Anodised and powder coated finishes are not advised for high traffic floor areas but are available in the standard colours.

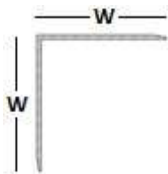


| Code | Height mm | Width mm | Length m |
|---|-----------|----------|----------|
| Aluminium | | | |
| FEDGE25 | 10 | 40 | 2.5 |
| Coloured Finishes | | | |
| The standard range of anodised colours are: Polished Silver (A), Matt Silver (SC), Polished Brass (BR), Matt Brass (MBR) and Bronze (B) Other anodised and powder coated colours are available on request | | | |

Retro Corner Protector



The Retro Corner Protector profiles are used to provide protection on external corners. This profile is a cosmetically effective solution to prevent and repair existing damage. There are Aluminium, Brass and Stainless Steel options as per the table below.



Aluminium



Stainless Steel



Brass

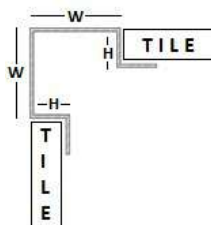
| Code | Width mm | Width mm | Thickness mm / Length m |
|----------------------------------|----------|----------|-------------------------|
| Aluminium | | | |
| ANG12 | 12.7 | 12.7 | 1.6mm |
| ANG19 | 19 | 19 | 1.6mm |
| ANG25 | 25 | 25 | 1.6mm |
| ANG38 | 38 | 38 | 2mm |
| ANG50 | 50 | 50 | 2mm |
| Other sizes available on request | | | |

| | | | |
|--|----|----|------|
| Stainless Steel | | | |
| From 12mm wide x 0.7mm thickness upwards | | | |
| SRC30 | 30 | 30 | 2.5m |
| SRC50 | 50 | 50 | 2.5m |
| Other sizes available on request The following grades are available: Grade 430: Indoor, outdoor, dry areas - polished finish only Grade 304: Indoor, outdoor, humid / damp areas - not near the sea Grade 316: Marine grade Brushed finish available for all the above grades | | | |


| | | | |
|----------------------------------|----|----|----|
| Brass | | | |
| BRC30 | 30 | 30 | 2m |
| BRC50 | 50 | 50 | 2m |
| Other sizes available on request | | | |

Tile In Corner Protector


The Tile in Corner Protector is designed to protect the external corners of walls and columns when the tiling is being done to avoid future chipping and breakages, while providing an elegant finish. This product is available in Aluminium, Brass and Stainless Steel as per the table below.



Aluminium



Stainless Steel



Brass

| Code | Height mm | Width mm | Length m |
|--|-----------|----------|----------|
| Aluminium | | | |
| TICPA10 | 10 | 30 x 30 | 2.5 |
| TICPA12 | 12 | 30 x 30 | 2.5 |
| Coloured Finishes | | | |
| The standard range of anodised colours are: Polished Silver (A), Matt Silver (SC), Polished Brass (BR), Matt Brass (MBR) and Bronze (B) Other anodised and powder coated colours are available on request | | | |
| Stainless Steel | | | |
| STIC3010 | 10 | 30 x 30 | 2.5 |
| STIC3012 | 12 | 30 x 30 | 2.5 |
| STIC5010 | 10 | 50 x 50 | 2.5 |
| STIC5012 | 12 | 50 x 50 | 2.5 |
| The following grades are available: Grade 430: Indoor, outdoor, dry areas - polished finish only Grade 304: Indoor, outdoor, humid / damp areas - not near the sea Grade 316: Marine grade Brushed finish available for all the above grades Other sizes available on request | | | |
| Brass | | | |
| BTIC3010 | 10 | 30 x 30 | 2 |
| BTIC3012 | 12 | 30 x 30 | 2 |
| BTIC5010 | 10 | 50 x 50 | 2 |
| BTIC5012 | 12 | 50 x 50 | 2 |
| Other sizes available on request | | | |

Dividing Strip / Flat Bar / Weather Bar / Skirting

The Dividing Strip profiles are also known as weather strips. It has a functional and decorative purpose as it is used to fill gaps and divide different flooring applications. The Dividing Strip profiles are available in Aluminium, Brass and Stainless Steel as per the table below.



| Code | Height mm | Width mm | Length m |
|----------------------------------|-------------------|----------|----------|
| Aluminium | | | |
| FLA25 | 25 | 3 | Various |
| FLA38 | 38 | 3 | Various |
| FLA50 | 50 | 3 | Various |
| Other sizes available on request | | | |
| Skirting | From 12mm upwards | 0.7 | Various |

| | | | |
|------------------------|-------------------|-----|---------|
| Stainless Steel | | | |
| Grade 304 | From 25mm upwards | 3 | Various |
| Grade 430 | From 25mm upwards | 1.6 | Various |
| Skirting | From 12mm upwards | 0.7 | Various |

The following grades are available:

Grade 430: Indoor, outdoor, dry areas - polished finish only

Grade 304: Indoor, outdoor, humid / damp areas - not near the sea

Grade 316: Marine grade

Brushed finish available for all the above grades

| | | | |
|----------------------------------|-------------------|-----|---------|
| Brass | | | |
| FLB25 | 25 | 3 | Various |
| FLB40 | 40 | 3 | Various |
| Other sizes available on request | | | |
| Skirting | From 12mm upwards | 0.7 | Various |

Heavy Duty Movement Joint

The Heavy Duty Movement Joints are designed to allow for the movement in the tile panels to prevent ceramic tiles from cracking or lifting. They can be used in both medium and heavy duty applications. These products are available with a black or grey infill with other colours available on request.



Aluminium



Stainless Steel



Brass

| Code | Height mm | Width mm | Length m |
|------------------|-----------|----------|----------|
| Aluminium | | | |
| HDA8 | 8 | 12 | 2.5 |
| HDA10 | 10 | 12 | 2.5 |
| HDA12 | 12 | 12 | 2.5 |
| HDA15 | 15 | 12 | 2.5 |
| HDA17 | 17 | 12 | 2.5 |
| HDA225 | 22.5 | 12 | 2.5 |

| Stainless Steel | | | |
|------------------------|------|----|-----|
| HDS8 | 8 | 12 | 2.5 |
| HDS10 | 10 | 12 | 2.5 |
| HDS12 | 12 | 12 | 2.5 |
| HDS15 | 15 | 12 | 2.5 |
| HDS17 | 17 | 12 | 2.5 |
| HDS225 | 22.5 | 12 | 2.5 |

Available in grade 430, 304 and 316


| Brass | | | |
|--------------|------|----|---|
| HDB8 | 8 | 12 | 2 |
| HDB10 | 10 | 12 | 2 |
| HDB12 | 12 | 12 | 2 |
| HDB15 | 15 | 12 | 2 |
| HDB17 | 17 | 12 | 2 |
| HDB225 | 22.5 | 12 | 2 |

| SABS Test Results | | |
|---|------------|-------------|
| Product | Elongation | Compression |
| HDA225 | 44.0% | 33.7% |
| HDB225 | 47.4% | 30.0% |
| HDB12 | 50.3% | 32.8% |
| HDS10 | 69.2% | 28.0% |
| HDA10 | 38.7% | 33.6% |
| Accepted industry standard = Minimum of 20% | | |

PVC Movement and Compression Joint



The PVC Movement Joints are an alternative to the metal movement joints also used for movement management to prevent ceramic tiles from cracking or lifting. A Compression joint is another option that can be used to allow for expansion and contraction of floor coverings. These products are made with certified impact and UV resistant, non-toxic, lead free, organic, virgin PVC.



Movement Joint



Movement Joint



Compression Joint

| Code | Height mm | Width mm | Length m |
|-----------------------|-----------|----------|----------|
| Movement Joint | | | |
| PVCMJ8 | 8 | 10 | 2.5 |
| PVCMJ10 | 10 | 10 | 2.5 |
| PVCMJ12 | 12 | 10 | 2.5 |

| | | | |
|--------------------------|----|----|-----|
| Compression Joint | | | |
| PVCCJ8 | 8 | 10 | 2.5 |
| PVCCJ10 | 10 | 10 | 2.5 |
| PVCCJ12 | 12 | 10 | 2.5 |

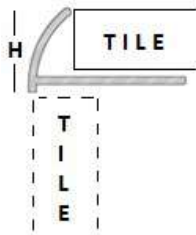

| | | | |
|---|--|--|--|
| Coloured Finishes | | | |
| The above profiles are available in: Light Grey and Dove Grey Other colours are available on request subject to quantity required | | | |

PVC Round Edge



The PVC Edge Trims are available as an alternative to the metal edge trims, designed to protect corners and cover uneven wall coverings providing function, performance and aesthetics. These products are available in a variety of different heights, colours and finishes including different coloured marble and foiled finishes. These products are made with certified impact and UV resistant, non-toxic, lead free, organic, virgin PVC.

| Code | Height mm | Width mm | Length m |
|-------|-----------|----------|----------|
| PVC07 | 7 | – | 2.4 |
| PVC09 | 9 | – | 2.4 |
| PVC12 | 12 | – | 2.4 |



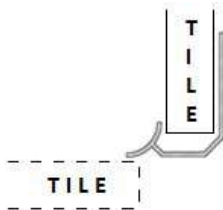
| Standard PVC Colours |
|---|
| White (W) |
| Buff (B) |
| Ivory (IV) |
| Light Brown (LB) |
| Light Grey (LG) |
| Dark Grey (DG) |
| Black (BL) |
| Terracotta (T) |
| Cappuccino (C) |
| Dark Brown (DB) |
| Other colours available on request subject to quantity required |

| Standard Marble Colours |
|---|
| Beige / Brown (MBB) |
| Silver / Grey (MBSG) |
| Light Brown (MBLB) |
| Light Grey (MBLG) |
| Black (MBL) |
| Other colours available on request subject to quantity required |

PVC Internal Seal Strip



The PVC Internal Seal Strip is designed to be rigid and curved to provide a variety of functions. This profile seals horizontal and vertical surfaces when the tiling is being done. These products are made with certified impact and UV resistant, non-toxic, lead free, organic, virgin PVC available in different colours.

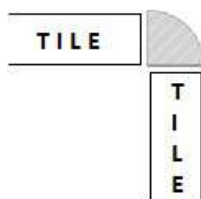


| Code | Height mm | Width mm | Length m |
|--------|-----------|----------|----------|
| PVCISS | – | – | 2.5 |

| Standard PVC Colours |
|---|
| White (W) |
| Buff (B) |
| Ivory (IV) |
| Light Brown (LB) |
| Light Grey (LG) |
| Dark Grey (DG) |
| Black (BL) |
| Terracotta (T) |
| Cappuccino (C) |
| Dark Brown (DB) |
| Other colours available on request subject to quantity required |

PVC Flexible Seal

The PVC Flexible Seal is a retrofit product that can be used to seal horizontal and vertical surfaces after tiling. These products are made with certified impact and UV resistant, non-toxic, lead free, organic, virgin PVC available in different colours as per the table above.




| Code | Height mm | Width mm | Length m |
|--|-----------|----------|----------|
| PVCFS9 | 9 | 9 | 3 |
| PVCFS12 | 12 | 12 | 3 |
| Colours available as per the table above | | | |

Wood Reducer / Transition



The Wood Reducer / Transition is designed to be used to transition between various floor heights and coverings such as tiles to wood.



| Code | Height mm | Width mm | Length m |
|--------|-----------|----------|----------|
| TRA25 | – | 44 | 2.5 |
| TRA25B | – | 44 | 2.5 |
| TRA1 | – | 44 | 1 |
| TRA1B | – | 44 | 1 |



| |
|--|
| Coloured Finishes |
| The standard anodised colour for this profile is Bronze (B) Other anodised and powder coated colours are available on request |

Wood Expansion

The Wood Expansion is designed as an efficient solution for bridging gaps in applications where the hard and smooth finishes on both sides are at the same height.



| Code | Height mm | Width mm | Length m |
|--------|-----------|----------|----------|
| EXP25 | – | 33 | 2.5 |
| EXP25B | – | 33 | 2.5 |
| EXP1 | – | 33 | 1 |
| EXP1B | – | 33 | 1 |



| |
|--|
| Coloured Finishes |
| The standard anodised colour for this profile is Bronze (B) Other anodised and powder coated colours are available on request |

Wood Stair Nosing

The Wood Stair Nosing profiles are designed to protect the edge of wooden stair edges. It also provides a clean, aesthetically pleasing look to the edge of stairs.



| Code | Height mm | Width mm | Length m |
|---------|-----------|----------|----------|
| WNOSE25 | 19 | 11 | 2.5 |



| |
|--|
| Coloured Finishes |
| The standard anodised colour for this profile is Bronze (B) Other anodised and powder coated colours are available on request |

Wood Edge

The Wood Edge is designed to protect the outlines and edges of flooring installations as well as allowing the necessary expansion and contraction to occur.



| Code | Height mm | Width mm | Length m |
|---------|-----------|----------|----------|
| WOOD25 | 10 | 15 | 2.5 |
| WOOD25B | 10 | 15 | 2.5 |
| WOOD1 | 10 | 15 | 1 |
| WOOD1B | 10 | 15 | 1 |

| |
|--|
| Coloured Finishes |
| The standard anodised colour for this profile is Bronze (B) Other anodised and powder coated colours are available on request |

Wood End

The Wood End profiles are designed to be used to protect the vulnerable edges of wooden flooring applications. It finishes off the flooring and can be used in small gaps where wooden flooring may fall short.



| Code | Height mm | Width mm | Length m |
|--------|-----------|----------|----------|
| WEND25 | 14 | 33 | 2.5 |

| |
|--|
| Coloured Finishes |
| The standard anodised colour for this profile is Bronze (B) Other anodised and powder coated colours are available on request |

LVT / SPC Reducer / Transition

The Laminate / SPC Reducer / Transition profiles are designed to transition between laminate flooring and other flooring options. It serves both a functional and aesthetic need in a change in flooring applications. Anodised and powder coated finishes are not advised for high traffic floor areas but are available in the standard colours.



| Code | Height mm | Width mm | Length m |
|--|-----------|----------|----------|
| Aluminium | | | |
| LVTTRA25 | – | 33 | 2.5 |
| LVTTRA25B | – | 33 | 2.5 |
| Coloured Finishes | | | |
| The standard anodised colour for this profile is Bronze (B) Other anodised and powder coated colours are available on request | | | |

LVT / SPC Expansion

The Laminate / SPC Expansion profiles are designed to allow for expansion and contraction of laminate flooring. This increases the longevity of this specific type of flooring application. Anodised and powder coated finishes are not advised for high traffic floor areas but are available in the standard colours.



| Code | Height mm | Width mm | Length m |
|--|-----------|----------|----------|
| Aluminium | | | |
| LVTEXP25 | – | 28 | 2.5 |
| LVTEXP25B | – | 28 | 2.5 |
| Coloured Finishes | | | |
| The standard anodised colour for this profile is Bronze (B) Other anodised and powder coated colours are available on request | | | |

LVT / SPC Stair Nosing



The Laminate / SPC Stair Nosing profiles are designed to protect the edge of laminate stair edges. It also provides a clean, aesthetically pleasing look to the edge of stairs. Anodised and powder coated finishes are not advised for high traffic areas but are available in the standard colours.



| Code | Height mm | Width mm | Length m |
|--|-----------|----------|----------|
| Aluminium | | | |
| LVTSN25 | 15 | 18 | 2.5 |
| LVTSN25B | 15 | 18 | 2.5 |
| Coloured Finishes | | | |
| The standard anodised colour for this profile is Bronze (B) Other anodised and powder coated colours are available on request | | | |

Retro 21 x 21 Stair Nosing

The Retro 21 x 21 Stair Nosing profiles are an alternative to the standard Retrofit Stair Nosing. It serves both a protective and aesthetic function in this type of application. Anodised and powder coated finishes are not advised for high traffic areas but are available in the standard colours.



| Code | Height mm | Width mm | Length m |
|--|-----------|----------|----------|
| Aluminium | | | |
| RET21 | 21 | 21 | 2.5 |
| RET21B | 21 | 21 | 2.5 |
| Coloured Finishes | | | |
| The standard anodised colour for this profile is Bronze (B) Other anodised and powder coated colours are available on request | | | |

Naplock



The Naplock profile is designed to finish and protect the edges of all carpet installations. The gripper teeth have been created to hold the carpet in the desired position.



| Code | Height mm | Width mm | Length m |
|--------|-----------|----------|----------|
| NAP25 | – | – | 2.5 |
| NAP25B | – | – | 2.5 |
| NAP1 | – | – | 1 |
| NAP1B | – | – | 1 |

| |
|--|
| Coloured Finishes |
| The standard anodised colour for this profile is Bronze (B) Other anodised and powder coated colours are available on request |

Thriftline

The Thriftline profile is similar to the Naplock profile but designed with a rounder face. This profile also comes with gripper teeth to hold the carpet in the desired position.



| Code | Height mm | Width mm | Length m |
|--------|-----------|----------|----------|
| THR25 | – | – | 2.5 |
| THR25B | – | – | 2.5 |
| THR1 | – | – | 1 |
| THR1B | – | – | 1 |

| |
|--|
| Coloured Finishes |
| The standard anodised colour for this profile is Bronze (B) Other anodised and powder coated colours are available on request |

Tread Cover

The Tread Cover is a transition profile to protect the edges of vinyl, laminated or carpeted thresholds.



| Code | Height mm | Width mm | Length m |
|--------|-----------|----------|----------|
| TRE25 | – | 30 | 2.5 |
| TRE25B | – | 30 | 2.5 |
| TRE1 | – | 30 | 1 |
| TRE1B | – | 30 | 1 |

| |
|--|
| Coloured Finishes |
| The standard anodised colour for this profile is Bronze (B) Other anodised and powder coated colours are available on request |

Tile Spacers

Tile Spacers are a very clever innovation for maintaining the desired space between tiles when tiling is being done. They can be used in a vertical or horizontal orientation depending on the tiling application. The vertical option is especially recommended for heavy wall tile applications.



| Code | Width mm | Spacers per Packet |
|-------|----------|--------------------|
| SPA02 | 2 | 150 |
| SPA03 | 3 | 120 |
| SPA05 | 5 | 120 |
| SPA06 | 6 | 120 |
| SPA08 | 8 | 60 |
| SPA10 | 10 | 60 |

Self-Levelling Tile Spacers

The Self-Levelling Tile Spacers are designed to keep the correct spacing and levels required during installation.



| Code | Width mm | Quantity |
|---------------|------------------------------|----------|
| SELF WEDGE | Self-Levelling Tile Wedge | 50 |
| SELF CLIP 1mm | Self-Levelling Tile Clip 1mm | 100 |
| SELF CLIP 2mm | Self-Levelling Tile Clip 2mm | 100 |
| SELF CLIP 3mm | Self-Levelling Tile Clip 3mm | 100 |
| SELF TOOL | Self-Levelling Tool | 1 |

Laminate Floor Underlay



The Laminate Floor Underlay is installed under laminate flooring as a protection against dampness, moisture and any potential condensation. It also assists with a certain amount of sound absorption associated with laminate flooring.

| Code | Thickness | Width | Micron | Virgin LDPE | Length Per Roll |
|----------|-----------|-------|--------|-------------|-----------------|
| 2Ulay100 | 2mm | 1m | 80 | 100% | 100m |
| 2Ulay25 | 2mm | 1m | 80 | 100% | 25m |
| 2Ulay10 | 2mm | 1m | 80 | 100% | 10m |

Other sizes are available on request
Other thicknesses are available on request
Other Virgin / Recycled / HDPE blends are available on request

SpillGuard

SpillGuard is an alternative to underfelt for carpets installations. Whilst still offering the sound absorption and cushy under foot feeling, it also prevents moisture from seeping through carpets.

| Code | Thickness | Width | Length Per Roll |
|---------|-----------|--------|-----------------|
| SPL812 | 8mm | 1250mm | 50m |
| SPL815 | 8mm | 1500mm | 50m |
| SPL1012 | 10mm | 1250mm | 50m |
| SPL1015 | 10mm | 1500mm | 50m |

Laminate Floor Wedge

The Laminate Floor Wedges are designed to keep the correct spacing between floors and walls when installing laminate flooring.



| Code | Width mm | Wedges Per Packet |
|------|----------|-------------------|
| LMW | - | 20 |

Laminate Floor Protectors



These Laminate Felt Protectors have an adhesive backing that can be used to adhere to items such as table and chairs legs, to assist in protecting laminate flooring.

| Code | Description | Size |
|-------------|--------------------|-------------|
| LFP35LC | Large Circular | 35mm |
| LFP30MC | Medium circular | 30mm |
| LFP35LSQ | Large Square | 35mm x 35mm |
| LFP30MSQ | Medium Square | 30mm x 30mm |

Laminate Floor Cleaners

Daily Cleaner has been developed for regular routine cleaning of all types of wood laminate floors and tile surfaces. It removes dirt, grease and light soiling, leaving a hygienically clean surface, whilst eliminating household odours.

Stain Remover is to be used for the removal of sticky residues and stubborn stains from crayons, felt tip markers, shoe, oil and etc.

| Code | Description | Size |
|-------------|--------------------------|-------------|
| LCDC | Daily Cleaner - Spray | 500ml |
| LCDCR | Daily Refill Concentrate | 500ml |
| LCR | Stain Remover Spray | 200ml |

| Aluminium | | | | | | | | | |
|-----------|---------|------|------|----------|------|------|------|---------|------|
| Grade | Si % | Fe % | Cu % | Mg % | Cr % | Zn % | Ti % | Other % | Al % |
| 6063 T6 | 0.2-0.6 | 0.35 | 0.1 | 0.45-0.9 | 0.10 | 0.10 | 0.10 | 0.15 | Bal |

| Anodising |
|--|
| All anodising is between 10 to 15 microns thick and in accordance with SANS 999. Please be aware that any alkaline product or material may cause damage to anodising. |

| Brass | | | | | | |
|---------|---------|---------|---------|---------|------|-----|
| Cu % | Pb % | Sn % | Fe % | Ni % | Al % | Zn |
| 68 - 72 | 1.3 - 2 | 0.2 max | 0.4 max | 0.2 max | 0.60 | Bal |

| Stainless Steel | | | | | | | | |
|-----------------|-------------|-------------|--------------|--------------|-------------|--------------|---------------|-------------|
| Grade | C % | Mn % | P % | S % | Si % | Cr % | Ni % | Mo % |
| 430 | 0.1 0max | 0.10 max | 0.045 max | 0.030 max | 1.0 max | 16.0-18.0 | 8.0 max | 0 |
| 304 | 0.05 max | 2 max | 0.048 max | 0.030 max | 1 max | 17.5-19.0 | 8.0-11.0 | 0 |
| 316 | 0.08 max | 2 max | 0.045 max | 0.030 max | 0.75 max | 16.0-18-18.0 | 10.0- 14.0 | 2.0- 3.0 |

| Area Use Recommendations | |
|--------------------------|--|
| Grade 430 | Indoor, outdoor, dry areas |
| Grade 304 | Indoor, outdoor, humid / damp areas - not near the sea |
| Grade 316 | Marine grade |

| PVC | | | | | | | |
|----------|------------------------|---------|------------------|------------|-----------------------|-----------------|--------------------|
| PVC | Density | Shore D | Tensile Strength | Elongation | Impact Strength | Softening Point | Flammability |
| Rigid | 1.48 g/cm ³ | 84 | 57 Mpa | 22% | 300 KJ/m ² | 83°C | Self-extinguishing |
| Flexible | 1.41 g/cm ³ | 75 | 22 Mpa | 292% | – | – | – |

Recommendations for Placing Movement Joints

- It should be noted that the lack of movement joints in a tile panel is a major cause of tile failure. They should be specified at the design stage to avoid placing them in heavy traffic areas and spoiling the visual effect of the tiles.
- Movement joints should be located in both directions at a maximum of 5 metre centres for interior surface bed applications and 3 metre centres for exterior or suspended / pre-stressed applications.
- Movement joints should also be made within 1 metre of all horizontal and vertical corners. Against obstructions fixed to the structural background and over all discontinuities in building materials, e.g. at interfaces of concrete and brickwork.
- Movement joints should also be located around the perimeter of all floors and around any fixtures protruding through the tiled surface such as columns or stairs.
- Install MOVEMENT JOINTS and PERIMETER JOINTS according to the installation instructions.
- MOVEMENT JOINTS AND PERIMETER JOINTS are available in Aluminium, Stainless Steel, Brass and PVC.
- MOVEMENT JOINTS AND PERIMETER JOINTS are available in a range of colours.
- For the key requirements common to all tiling situations, please refer to the SABS 0107-1996, Code of Practice for the Design and Installation of Ceramic Tiling.

Profile Selection

It is essential that the correct depth of profile is selected. The profile height must not be greater than the anticipated height of the tile and adhesive bed. If the depth of the profile is not correct, this can result in wear on the trim or damage to the adjacent tile.

Installation Steps

- Measure the length required
- Secure and clamp the trim in order to protect the trim while cutting takes place
- Make sure that the cutting implement is sharp and will not damage the product
- Cut the trim to the desired length
- Assess the position of the trim in relation to the tile layout and in accordance with any building regulations and good tiling practice
- Bed the trim into the adhesive layer
- Position the tile over the flange into the adhesive
- Ensure that the tile butts up against the edge of the trim, i.e. a grout joint is not necessary between the tile and the trim

For PVC Protection Film on Stainless Steel and Brass

- Remove the PVC protective film just before grouting

For Formable Edge Installations

- As above
- To obtain the required curve or form, bend the trim using only hand pressure
- Use the anchorage points provided on the trim to secure the trim into position

For Movement and Perimeter Joint Installations

- As above
- The tile should be positioned parallel to the trim allowing a 2mm gap for grouting
- **NB** : It must be noted, that these joints are only suitable for use in conjunction with ceramic tiling as they are not intended for use as construction joints
- Ceramic Tile movement joints are **not** to be used above any construction joints

Should you feel that the product is not to your satisfaction, please do not install it, as no claim will be considered once the product has been installed.

In general products containing the following may cause damage however the list below is not all inclusive of other harmful chemicals. Always read the label of the product that you propose to use carefully.

Aluminium & Anodised:

- Most acids
- Some grout removing and tile cleaning products
- Chlorine containing chemicals
- Potassium or sodium hydroxide solutions
- Soda ash
- Trichloroethylene
- Bleach
- Vinegar

Brass:

- Most acids
- Some grout removing and tile cleaning products
- Ammonia
- Chlorine containing chemicals
- Potassium or sodium hydroxide solutions
- Milk
- Sea water
- Baking soda
- Bleach
- Vinegar

Stainless Steel

- Most acids
- Some grout removing and tile cleaning products
- Tile cleaners containing hydrochloric acid / spirits of salts
- Hydrochloric acid (swimming pool acid)
- Sulphuric acid (battery acid)
- Undiluted bleach
- Vinegar advice

The best method for cleaning is quite simply soap or a mild detergent (such as SUNLIGHT LIQUID®) in warm water, applied with a soft cloth or synthetic sponge. Rinse in hot water, dry with a soft cloth or allow to drip dry. Occasionally, the use of a mild household cleaner and fine synthetic scourer or a brush with nylon bristles may be used. Routine cleaning applied over several days will generally remove heavy soiling and staining.

Use:

- Routine gentle cleaning as described above
- Cleaners showing suitable for Aluminium / Brass / Stainless Steel / PVC
- Repeated routine gentle cleaning rather than a single aggressive cleaning

Do Not Use:

- Course abrasive powders or chemicals such as:
- Metallic scourers
- Silver or brass cleaners on Stainless Steel

Routine Cleaning Stains - Problem & Solutions:

Adhesive Labels - Remove labels by soaking in a hot soapy solution and rubbing with a cloth or sponge. If adhesive remains, remove with a soft cloth soaked in alcohol (Methylated Spirits) or an organic solvent (Benzene). Follow with routine cleaning.

Tea and Coffee Stains - Use a thin paste of washing soda (sodium carbonate) or fine household cleaners with hot water on a synthetic scourer. Follow by routine cleaning.

Finger Prints - Pre-treat marks with alcohol or organic solvent. Follow by routine cleaning.

Grease, Fats, Oils - Wipe off excess with soft paper towel. Pre-soak in warm detergent. Follow by routine cleaning

Water Marks / Lime Scale - Prolonged soaking in a 25% vinegar solution will loosen the deposit. Followed by routine cleaning.

Chemicals - Hydrochloric acid (spirits of salts, swimming pool acid), sulphuric acid (battery acid), undiluted bleach, vinegar. If contact is made with the above rinse immediately with large volumes of water. If staining / damage has occurred contact SASSDA.

Information on Stainless Steel from Southern Africa Stainless Steel Development Association (SASSDA).